


MORELOS

ABOUT MORELOS

LAND EXTENSION AND POPULATION



Km2: **4,878.9**
Population: **1'971,520**
Female: **52%**
Male: **48%**
Average Age: **30 years**

STRATEGICALLY LOCATED

Morelos is part of the central region of the country, which generates almost 40 of the National GDP. It offers logistical advantages due to its connection with Mexico City, the State of Mexico, Puebla, Guerrero, high altitude ports and cabotage.

CONNECTIVITY AND INFRASTRUCTURE


- Autopista del Sol (Highway)
- Gas Pipeline
- Express Way
- Thermoelectric Plant
- Siglo XXI (Highway)
- Airport



GDP 2021: \$13,301
Millions of USD
3.7% Growth compared to 2020

MAGIC TOWNS

- Tepoztlán · Tlayacapan
- Xochitepec · Miacatlán



PERFECT ENVIRONMENT FOR TECHNOLOGY AND INNOVATION

MORE THAN 40
Research Centers

250
Specialized
Laboratories



HIGH QUALITY OF LIFE

- Comfortable climate all year round
- Affordable cost of living; food and basic services
- Cultural destinations
- Public areas for recreation and leisure

REGULATORY IMPROVEMENT

Morelos is the 8th. place in its implementation:
Simplification of procedures, transparency, legality and quick business opening.

HUMAN CAPITAL

Highly qualified and talented

86 Private and Public Universities


93 Technical Learning Centers

2,000 Researchers, 1,157 belong to the SNI (National Researchers Service)

9,056 Bachelor graduates and 2,039 postgraduates in average per year

6 INDUSTRIAL AND SCIENTIFIC PARKS

- Science and Technology Park MORELOS i+D
- Cuautla Industrial Park
- Cuernavaca Valley Industrial City (PROCIVAC)
- Yecapixtla de Morelos Agropark for the World
- Industrial Development Emiliano Zapata
- Association of Industrialists and Entrepreneurs of Xochitpec (AIEX)
- Park Yecapixtla



MORELOS
2018 - 2024

SECRETARÍA DE
DESARROLLO ECONÓMICO
Y DEL TRABAJO



AMSDE
Asociación Mexicana de Secretarios
de Desarrollo Económico A.C.



MORELOS
ANFITRIÓN DEL MUNDO
Gobierno del Estado
2018-2024

MORELOS

ECONOMIC DATA

AVERAGE ECONOMIC GROWTH YEAR 2023: 2.3 %

AVERAGE GROWTH OF TERTIARY ACTIVITIES 3.8 %


111,443 ECONOMICS UNITS (MAY, 2024)

- Manufacture, Construction, Energy, Gas **10 %**
- Service: **43%**
- Commerce: **45%**
- Gobierno: **1%**
- Agriculture and mining: **0.3%**



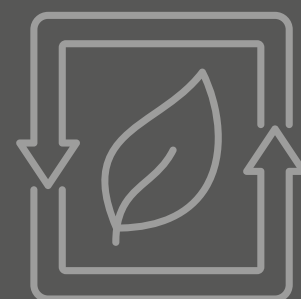
PORTS NEAR

Lazaro Cárdenas
Altamira
Veracruz
Manzanillo



STRATEGIC SECTORS:

- Mechanical industry
- Pharmaceutical
- Agroindustry
- Sustainable energy
- Tourism
- Technology-Based Companies
- Medical devices
- Ornamental Plants



PRINCIPALES EMPRESAS:

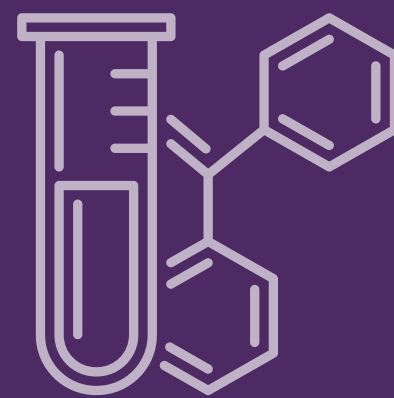
- Nissan
- Schawabe
- Baxter
- Givaudan
- Makekawa
- Gemalto
- Continental
- Sckisui
- Bridgestone
- Freudenberg
- Grupo Alucamps
- Saint-Gobain
- Unilever



EXPORTS

IVT 2023 **784,665** Millions of USD

- Transport equipment **53%**
- Chemical Manufacturing **14%**
- Nonmetallic Mineral Product Manufacturing **12%**
- Plastic and Rubber Manufacturing **8%**



AGROINDUSTRY AND FISH FARMING:

- Prickly Pear
- Avocado
- Ornamental Fish
- Exotic and aphrodisiac herbs
- Rice
- Fig
- Ornamental Plants
- Amaranth
- Good Night Flower
- Sugar Cane
- Roses
- Basil
- Sorghum



FOREIGN DIRECT INVESTMENT:

- 2018: **251.9 MM**
- 2019: **655.6 MM**
- 2020: **386.7 MM**
- 2021: **94.8 MM**
- 2022: **81.1 MM**
- IT 2023: **195.5 MMD**
- TOTAL IED 2018-2023: 1,665.5 MDD**

MAIN INVESTING COUNTRIES (2023)



91.5 MM



38.7 MM

STRATEGIC PROJECTS TO INVEST

- Sustainable energy
- Airport reactivation
- Logistic HUB
- Sustainable Agroindustry
- Technology-Based Companies
- Medical devices
- Pharmaceutical
- Metal-mechanical Industry (Auto Parts)

